




# DISC MULCHER



The Blue Diamond® Disc Mulcher for skid is a powerhouse attachment built for forestry, land clearing, and vegetation management. Engineered for skid steers and compact track loaders, it features a reinforced deck, heavy-duty disc design, replaceable chipping or carbide teeth, and standard and high flow motor options. Available in 44" and 60" discs, these mulchers combine extreme cutting power with long-lasting durability — perfect for clearing brush, trees, and stumps with unmatched efficiency.



1" thick hinged debris deflector



Teeth mounted under the deck



Teeth on top, side, and bottom of cutting disc

## KEY FEATURES

- ◆ Available 44" and 60" widths
- ◆ Mulch 4" — 6" & cut up to 8" — 14" diameter
- ◆ 100 CC and 150 CC - high efficiency piston motor options
- ◆ 3/8" thick steel deck & reinforced sides and 1" thick hinged debris deflector
- ◆ Teeth on top, side & bottom of the cutting disc and under deck
- ◆ Replaceable hardened steel chipping or carbide teeth options
- ◆ Case drain required

PART NUMBER	103305	303305	103307	303307	103310	303310
CUTTING WIDTH	44"	44"	44"	44"	60"	60"
TEETH	CHIPPING	CARBIDE	CHIPPING	CARBIDE	CHIPPING	CARBIDE
OVERALL DIMENSIONS	52"W X 56"L X 37"H				82"W X 78"L X 37"H	
MOTOR SIZE	100CC			150CC		
REQUIRED FLOW	20-30 GPM		30-44 GPM		32-45 GPM	
CUTTING & MULCHING CAPACITY	MULCH UP TO 4" & CUT UP TO 8" DIAMETER				MULCH UP TO 6" & CUT UP TO 14" DIAMETER	
NUMBER OF TEETH	30 ON DISC, 4 ON DECK				44 ON DISC, 5 ON DECK	
MINIMUM HORSEPOWER	75 HP				90 HP	
MINIMUM PRESSURE					3,000 PSI	
MAX CONTINUOUS PRESSURE					4,000 PSI	
COUPLERS SIZE	1/2"				3/4"	
WEIGHT (DECK AND BLADE)	1,719 LBS	1,750 LBS	1,748 LBS	1,750 LBS	2,450 LBS	2,450 LBS

Revised: 5.14.26



**BLUEDIAMONDATTACHMENTS.COM**

4512 Anderson Rd. | Knoxville TN 37918

888-376-7027