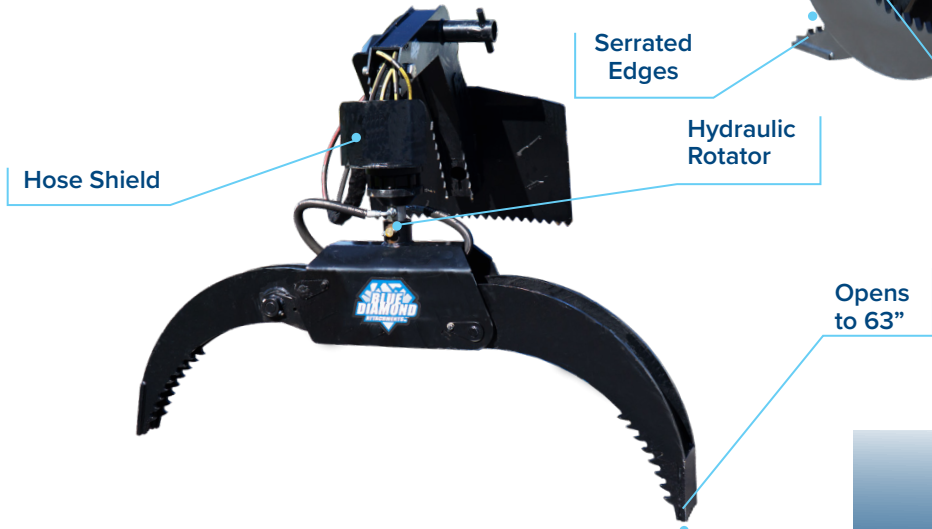
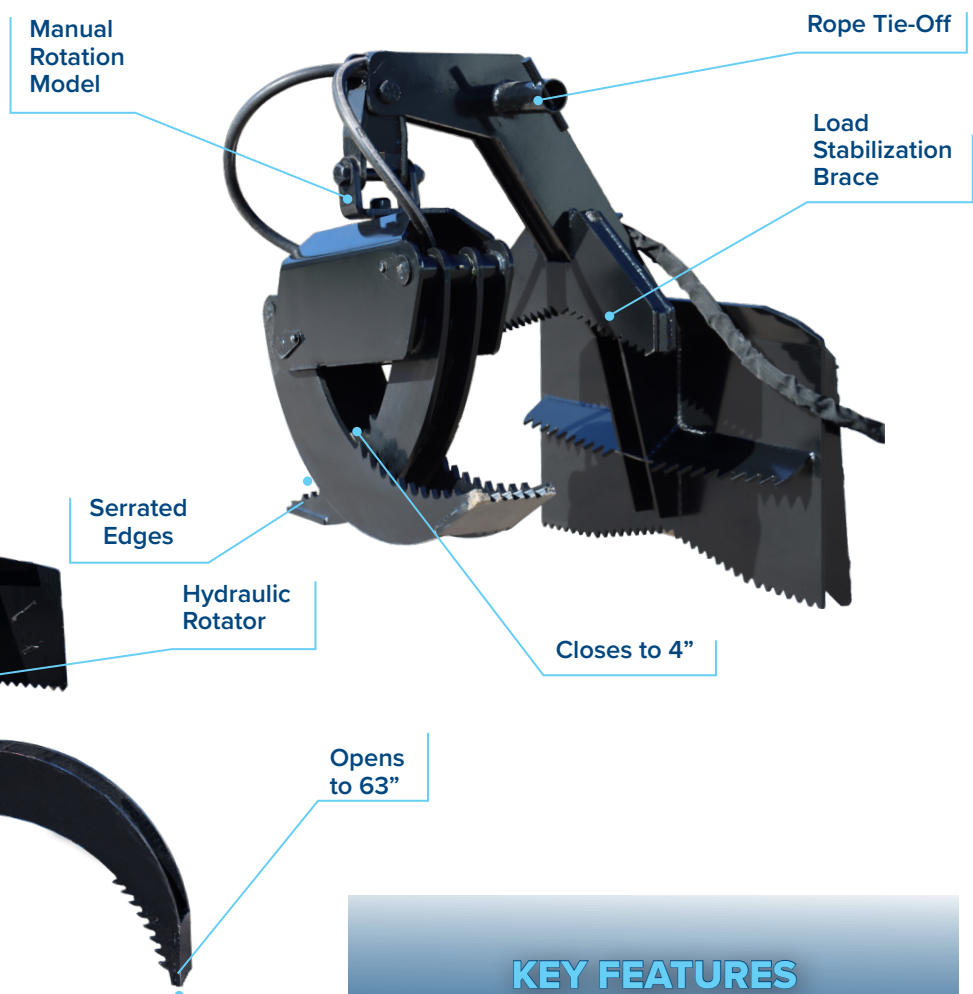



LOG GRAPPLE MINI


The **Blue Diamond® Mini Rotating Log Grapple** is a high quality attachment for tree work. Whether you are working in the log yard or clearing land, this tool can handle the load. The serrated brace under the quick attach area helps stabilize logs when moving. The impressive clamping force holds on to large logs tightly. Two models offered: manual rotation and hydraulic rotation.



Serrated clamps to hold onto large logs



Serrated quick attach for load stabilization



Hose shield to protect hoses against flying debris

KEY FEATURES

- ◆ Opens to 63"
- ◆ Closes to under 4"
- ◆ Load stabilization brace
- ◆ 2,000 lb lift capacity
- ◆ Serrated quick attach for load stabilization
- ◆ Heavy duty welded cylinder
- ◆ Serrated boom to stabilize and push
- ◆ Available in manual or hydraulic rotation models
- ◆ Rope tie/chain tie-off attach point

PART NO.	106715	306720-25	306720-26
MODEL	LOG GRAPPLE MANUAL ROTATION	LOG GRAPPLE, HYDRAULIC ROTATION W/MINI UNIVERSAL MOUNT AND UNIVERSAL CONTROL HARNESS	LOG GRAPPLE, HYDRAULIC ROTATION W/BOBCAT MT MOUNT AND UNIVERSAL CONTROL HARNESS
LIFT CAPACITY	2,000 LBS	2,000 LBS	2,000 LBS
RECOMMENDED FLOW	8-26 GPM	8-26 GPM	8-26 GPM
WEIGHT	337 LBS	402 LBS	372 LBS